

acoustic[®]

the pro's tone since 1967

B210 NEO / B115 NEO USER'S MANUAL

2 x 10 / 1 x 15

NEODYMIUM SPEAKER CABINETS



IMPORTANT SAFETY INSTRUCTIONS

EXPOSURE TO HIGH NOISE LEVELS MAY CAUSE PERMANENT HEARING LOSS. INDIVIDUALS VARY CONSIDERABLY TO NOISE-INDUCED HEARING LOSS BUT NEARLY EVERYONE WILL LOSE SOME HEARING IF EXPOSED TO SUFFICIENTLY INTENSE NOISE OVER TIME.

The U.S. Government's Occupational Safety and Health Administration (OSHA) has specified the following permissible noise level exposures:

DURATION PER DAY (HOURS)	8	6	4	3	2	1	1/2hr. or less
SOUND LEVEL (dB)	90	93	95	97	100	103	110



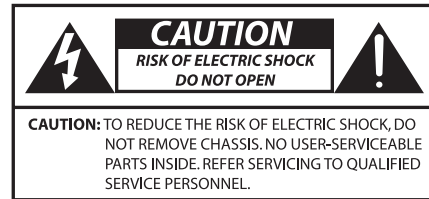
This symbol is intended to alert the user to the presence of non-insulated dangerous voltage within the product's enclosure.



This symbol is intended to alert the user to the presence of important operating and maintenance (servicing) instructions in the literature accompanying the unit.



Apparatus shall not be exposed to dripping or splashing. Objects filled with liquids, such as vases, shall not be placed on the apparatus.



According to OSHA, any exposure in the above permissible limits could result in some hearing loss. Hearing protection must be worn when operating this amplification system in order to prevent permanent hearing loss.

1. Read all safety and operating instructions before using this product.
2. All safety and operating instructions should be kept for future reference.
3. Read and understand all warnings listed on the operating instructions.
4. Follow all operating instructions to operate this product.
5. This product should not be used near water, i.e., bathtub, sink, swimming pool, wet basement, etc.
6. Only use dry cloth to clean this product.
7. Do not block any ventilation openings, it should not be placed flat against a wall or placed in a built-in enclosure that will impede the flow of cooling air.
8. Do not install this product near any heat sources such as radiators, heat registers, stoves or other apparatus (including amplifiers) that produce heat.
9. Do not defeat the safety purpose of the polarized or grounding-type plug. A polarized plug has two blades with one wider than the other. A grounding-type plug has two blades and a third grounding prong. The wide blade or the third prong are provided for your safety. If the provided plug does not fit into your outlet, consult an electrician for replacement of the obsolete outlet.
10. Protect the power cord from being walked on or pinched, particularly at plugs, convenience receptacles, and the point where they exit from the apparatus. Do not break the ground pin of the power supply cord.
11. Only use attachments specified by the manufacturer.
12. Use only with the cart, stand, tripod, bracket, or table specified by the manufacturer or sold with the apparatus. When a cart is used, exercise caution when moving.
13. Unplug this apparatus during lightning storms or when unused for a long period of time.
14. Care should be taken so that objects do not fall and liquids are not spilled into the unit through the ventilation ports or any other openings.
15. Refer all servicing to qualified service personnel. Servicing is required when the apparatus has been damaged in any way.
16. **WARNING:** To reduce the risk of fire or electric shock, do not expose this apparatus to rain or moisture.
17. When a mains plug or an appliance coupler is used as the disconnect device, the disconnect device shall remain readily operable.
18. An apparatus with CLASS 1 construction shall be connected to a MAINS socket outlet with a protective grounding connection.

All trademarks and registered trademarks mentioned herein are recognized as the property of their respective holders.

California Prop 65 Warning

This product may contain a chemical[s] known to the state of California to cause cancer, birth defects, or other reproductive harm.

0709-8995



53125A



TABLE OF CONTENTS

IMPORTANT SAFETY INSTRUCTIONS	2
WARRANTY	3
WELCOME AND CONGRATULATIONS	4
TAKING CARE OF YOUR BASS AMPLIFIER	5
REAR JACKPLATE	6
PRODUCT SPECIFICATIONS	6

THREE (3) YEAR LIMITED WARRANTY

Subject to the limitations set forth below, Acoustic® hereby represents and warrants that the components of this product shall be free from defects in workmanship and materials, including implied warranties of merchantability or fitness for a particular purpose, subject to normal use and service, for three (3) years to the original owner from the date of purchase.

Retailer and manufacturer shall not be liable for damages based upon inconvenience, loss of use of product, loss of time, interrupted operation or commercial loss or any other incidental or consequential damages, including but not limited to, lost profits, downtime, goodwill, damage to or replacement of equipment and property, and any costs of recovering, reprogramming, or reproducing any program or data stored in equipment that is used with Acoustic® products. This guarantee gives you specific legal rights. You may have other legal rights which vary from state to state. Some states do not allow limitations on how long an implied warranty lasts, so the above limitation may not apply to you.


Acoustic • 13659 Victory Blvd. #1-360 • Van Nuys, CA 91407

acoustic®

WELCOME AND CONGRATULATIONS

Congratulations on your purchase of the B210 NEO/B115 NEO Bass Speaker Cabinet. Since the founding of the Acoustic brand in California in 1967, many legendary musicians — including some of music's premier rock, jazz and funk players — have chosen Acoustic as their amplifier of choice.

The Acoustic design philosophy is "simplicity," allowing you to dial up great sound in an instant. The B210 NEO/B115 NEO continues the great Acoustic tradition of simply great sound — so turn it up and discover what players have known for decades: Acoustic, the Pro's Tone since 1967™.



TAKING CARE OF YOUR BASS AMPLIFIER

LOCATION

- To avoid deformation, discoloration, or more serious damage, do not expose the unit to direct sunlight, high temperature sources, or excessive humidity.

POWER SUPPLY

- Turn the power switch off when the Amplifier is not in use.
- The Amplifier (main plug) should be unplugged from the AC outlet if the Amplifier will not be used for an extended period of time.
- Avoid plugging the Amplifier (main plug) into an AC outlet that is also powering high-consumption appliances such as electric heaters or televisions. Also avoid using multi plug adapters since these can reduce sound quality, cause operation errors, and result in possible damage.
- To avoid damage, turn off the Amplifier power switch and all related devices prior to connecting or disconnecting cables.

HANDLING AND TRANSPORT

- Never apply excessive force to any parts.
- Unplug cables by gripping plugs firmly. Do not pull on cables.
- Physical shocks caused by dropping or bumping the product can result in serious damage.

CLEANING

- Clean with a dry, soft cloth.
- A slightly damp cloth may be used to remove stubborn grime and dirt.
- Never use cleaners such as alcohol or thinner.

ELECTRICAL INTERFERENCE

- The Amplifier contains electronic circuitry that may cause interference if placed too close to radio or television receivers. If this occurs, move the Amplifier further away from the affected equipment.

SERVICE AND MODIFICATION

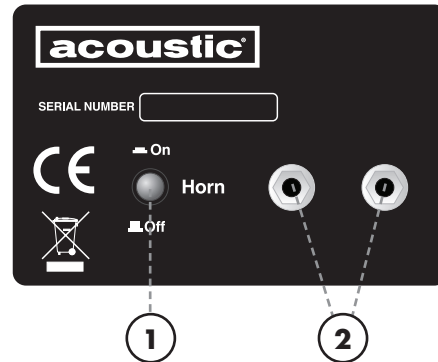
- There are no user serviceable parts in any units covered in this manual.
- Do not attempt to open the units or make any change to circuits or parts. This will void the warranty.

REAR JACK PLATE

B210 NEO / B115 NEO

1. Horn On/Off Switch
Push to activate or deactivate horn.
2. Input Jacks. 8 Ohm impedance.
B210 Power Handling: 400 Watts
B115 Power Handling: 400 Watts

Note: Jacks are wired in parallel.



PRODUCT SPECIFICATIONS

MODEL:	B210 NEO	B115 NEO
POWER HANDLING:	400 WATTS @ 8 OHMS	400 WATTS @ 8 OHMS
SPEAKERS:	10" (x2) CUSTOM NEODYMIUM DRIVERS	15" CUSTOM NEODYMIUM DRIVER
HIGH FREQUENCY DRIVER:	HORN WITH ON/OFF SWITCH	HORN WITH ON/OFF SWITCH
DIMENSIONS:	25.2"H X 20.0"W X 15.3"D	25.2"H X 20.0"W X 15.3"D
WEIGHT:	52lb	51lb

acoustic®

the pro's tone since 1967

New combo amplifiers, powerful heads, toneful and durable cabinets, and lush-sounding acoustic guitar amps — to see them all, visit us at acousticamplification.com.



- Versatile acoustic stage amp
- 60 Watts
 - Dual 8" coaxial speakers & tweeters
 - 3-Band EQ with sweepable mid
 - For instruments and microphones

AG60



- Ideal portable rehearsal amp
- 20 Watts
 - 12" custom speaker
 - 4-Band EQ
 - Dual instrument inputs

B20



- Huge bass tone for larger venues
- 200 Watts
 - 15" heavy-duty speaker
 - Hi-freq driver with on/off switch
 - 6-Band EQ with notch filter
 - Passive and active inputs

B200



- Powerful bass combo for any venue
- 100 Watts
 - 15" heavy-duty speaker
 - 4-Band EQ with notch filter
 - Passive and active inputs

B100



- Massive output for stadium sound
- 600 Watts
 - 6-Band EQ and notch filter
 - Passive and active inputs
 - Direct out with level control

B600H



- The ultimate in tone, power and protection
- 8x10"
 - 800 Watt power handling @ 4 Ohms
 - 1/4" & Speakon inputs
 - Heavy-duty casters

B810